


MODPLAN LIMITED Imperial Buildings, Bridge Street, West End Abercarn. NP11 4SB Tele: 01495 246844 Fax: 01495 249102	Customer: _____ Date of order: _____ Address: _____ Date required: _____ Reference: _____ Page no Of
--	---

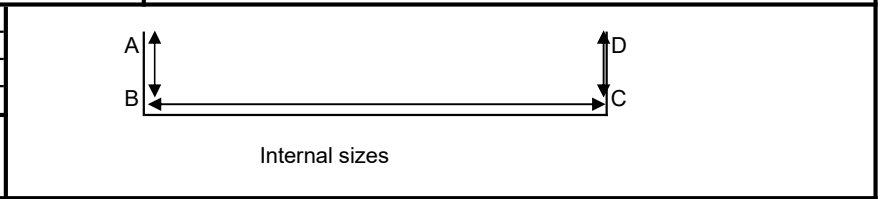
70MM CHAMFERED BAY ORDER FORM

Frame colour White <input type="checkbox"/> Anth Grey Smooth/White <input type="checkbox"/> Golden Oak <input type="checkbox"/> Agate Grey/White <input type="checkbox"/> Golden Oak/White <input type="checkbox"/> Silver Grey/White <input type="checkbox"/> Rosewood <input type="checkbox"/> Basalt Grey/White <input type="checkbox"/> Rosewood/White <input type="checkbox"/> Chartwell Green/White <input type="checkbox"/> Anth Grey/White <input type="checkbox"/> Slate Grey/White <input type="checkbox"/> Beck Brown <input type="checkbox"/> Pebble Grey/White <input type="checkbox"/> Beck Brown/White <input type="checkbox"/>	Reinforcement Std <input type="checkbox"/> Full <input type="checkbox"/> Drainage Face <input type="checkbox"/> Base <input type="checkbox"/> None <input type="checkbox"/> Handles None <input type="checkbox"/> White <input type="checkbox"/> Gold <input type="checkbox"/> Black <input type="checkbox"/> Bright Chrome <input type="checkbox"/> Satin Chrome <input type="checkbox"/> Smokey Chrome <input type="checkbox"/> Black Monkey Tail <input type="checkbox"/> Peg Stay <input type="checkbox"/> Locking <input type="checkbox"/> Non locking <input type="checkbox"/> Locking Espagnolette <input type="checkbox"/> Shootbolt <input type="checkbox"/> Duplex Bar / Astrical Bar Layout Req: Yes <input type="checkbox"/> No <input type="checkbox"/> White <input type="checkbox"/> Silver <input type="checkbox"/> Bronze <input type="checkbox"/> Black <input type="checkbox"/> Spacer Bar Colour Black <input type="checkbox"/> Silver <input type="checkbox"/> Gold <input type="checkbox"/> Bronze <input type="checkbox"/>	Energy Rating / U Value A Rated <input type="checkbox"/> 55MM OUTER ONLY C Rated <input type="checkbox"/> U Value <input type="checkbox"/> Welded Cill Type 85mm <input type="checkbox"/> 150mm <input type="checkbox"/> 180mm <input type="checkbox"/> 225mm <input type="checkbox"/> None <input type="checkbox"/> ALL SIZES GIVEN TO INCLUDE PROJECTING CILL IF REQ. Type of pole None <input type="checkbox"/> Square Post <input type="checkbox"/> Angled Bay Post <input type="checkbox"/> Variable Pole <input type="checkbox"/> Load bearing <input type="checkbox"/>
Outer Frame Height 55mm <input type="checkbox"/> 67 mm <input type="checkbox"/> 80mm <input type="checkbox"/> Oddleg <input type="checkbox"/>		
Sashes 75mm Bevelled		
Beading & Gasket Type Internally Beaded <input type="checkbox"/> 28mm Sculptured <input type="checkbox"/> 28mm Sloping <input type="checkbox"/> Black Gasket <input type="checkbox"/>		

Sizes required (either): * Facets & Angles* or * Brick to Brick & Projection*

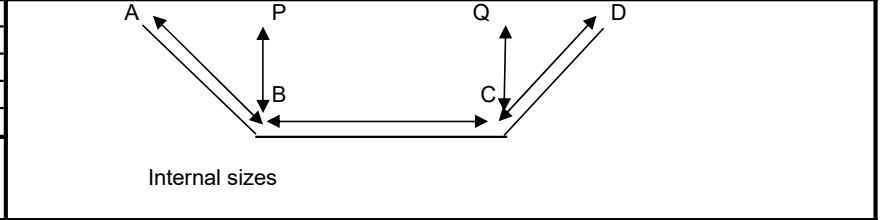
Diagram Example: 	Height Transom Mullion	Diagram Required - ALL ITEMS VIEWED EXTERNALLY
--	------------------------------	---

Size A - B	Angle @ B
Size B - C	Angle @ C
Size C - D	Brick to Brick



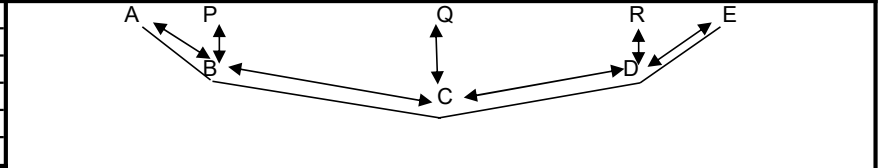
Glazing details:
Glazed Unglazed

Size A - B	Size A - D
Size B - C	Angle @ B
Size C - D	Angle @ C
Size B - P	Brick to Brick
Size C - Q	



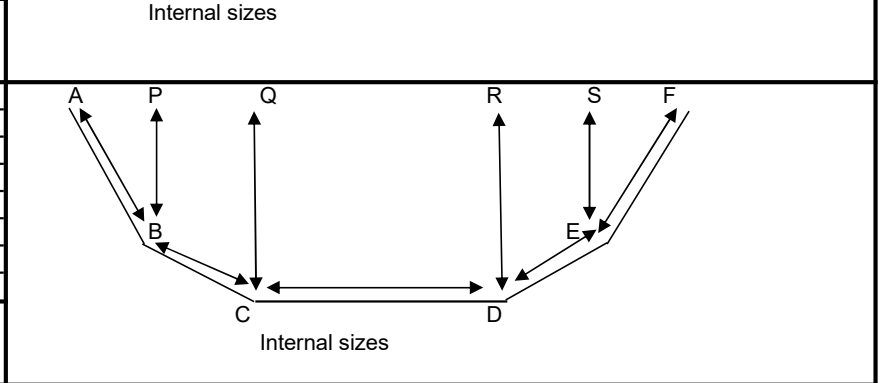
Glazing details:
Glazed Unglazed

Size A - B	Size D - R
Size B - C	Size A - D
Size C - D	Angle @ B
Size D - E	Angle @ C
Size B - P	Angle @ D
Size C - Q	Brick to Brick



Glazing details:
Glazed Unglazed

Size A - B	Size E - S
Size B - C	Size A - F
Size C - D	Angle @ B
Size D - E	Angle @ C
Size E - F	Angle @ D
Size B - P	Angle @ E
Size C - Q	Brick to Brick
Size D - R	



Glazing details:
Glazed Unglazed

Size	Angle
Size	Angle
Size	Angle
Size	Angle
Size	Angle
Size	Angle
	Brick to Brick

NON STANDARD DESIGN